



## Opis techniczny

---

### Meble

---

Podstawa	Płyty ze stali nierdzewnej bądź lakierowanej, nogi z elementów lakierowanej blachy stalowej
----------	--

---

Siedzisko	Pianka poliuretanowa
-----------	----------------------

---

Konstrukcja	Sklejka, pasy parciano-gumowe
-------------	-------------------------------

---

Wykończenie	Tkanina, skóra
-------------	----------------

---

### Stoliki

---

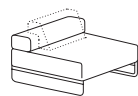
Konstrukcja	Nogi lub płyty ze stali lakierowanej
-------------	--------------------------------------

---

Błaty	Lakierowana płyta MDF
-------	-----------------------



Szerokość × Głębokość × Wysokość × Wysokość siedziska (cm)



RO/1/0  
102 x 102 x 55/76 x 38



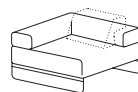
RO/1/0/NL  
102 x 102 x 55/76 x 38



RO/PD  
102 x 102 x 38



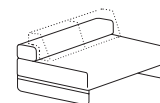
RO/PD/NL  
102 x 102 x 38



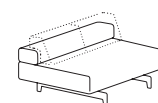
RO/1/P  
RO/1/L  
102 x 102 x 55/76 x 38



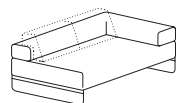
RO/1/P/NL  
RO/1/L/NL  
102 x 102 x 55/76 x 38



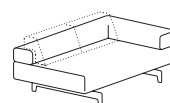
RO/2/0  
150 x 102 x 55/76 x 38



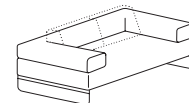
RO/2/0/NL  
150 x 102 x 55/76 x 38



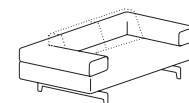
RO/2/P  
RO/2/L  
173 x 102 x 55/76 x 38



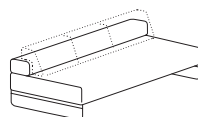
RO/2/P/NL  
RO/2/L/NL  
173 x 102 x 55/76 x 38



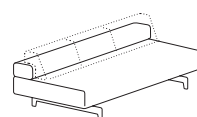
RO/2/2  
196 x 102 x 55/76 x 38



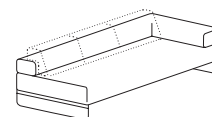
RO/2/2/NL  
196 x 102 x 55/76 x 38



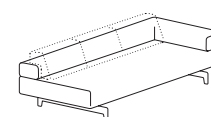
RO/3/0  
225 x 102 x 55/76 x 38



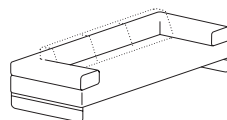
RO/3/0/NL  
225 x 102 x 55/76 x 38



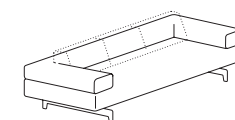
RO/3/P  
RO/3/L  
246 x 102 x 55/76 x 38



RO/3/P/NL  
RO/3/L/NL  
246 x 102 x 55/76 x 38



RO/3/2  
267 x 102 x 55/76 x 38



RO/3/2/NL  
267 x 102 x 55/76 x 38



RO/A/P  
70 x 35 x 38



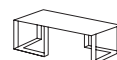
RO/PM  
71 x 102 x 38



RO/PM/NL  
71 x 102 x 38



RO/SD  
100 x 100 x 30



RO/SL  
140 x 50 x 40



RO/SK  
50 x 50 x 50



RO/SM  
53 x 33 x 64